




Factory Five Racing, Inc.


818 Kit


Assembly manual revision 1L update

Headlight wires	1
Door handles and pulls	2

Headlight wires

 Electrical components

 Soldering iron, solder, electrical tape, wire stripper, wire cutter.

 Splice one wire at a time to avoid confusion.

There are 8 wires for each plug; left and right. The 2 black wires can be spliced together requiring 7 wires per plug extension. The left side plug needs 90 inches of extension. The right side needs 25 inches of extension. From the main light plug cut the Subaru low beam light wires and splice in the low beam light provided in the kit.

For the 2002-03 Subaru splice in the high beam light plug provided. For 2004-07 Subaru, the high beam connector and bulb are factory Subaru.

Splice in the included turn signal connector and use the socket and bulb provided.

Door handles and pulls



Back off the screws along the bottom of the liner and install the edge guard weather stripping along the bottom and back edge of door skin to door liner seam.